



Bulls Maintain Grip on ASI by 0.22% Amid Weak Activities, NIBOR Declined Across all Maturities Signaling Improved Liquidity Conditions in the System....

MARKET STATISTICS	CLOSE	PREVIOUS	TODAY'S %	YTD%
All Share Index (ASI)	109,710.14	109,467.64	0.22	6.59
Deals	16,338.00	14,559.00	12.22	
Volume	428,834,247.00	716,076,207.00	(40.11)	
Value	8,533,014,841	13,690,685,138	(37.67)	
Market Cap	68,953,123,281,853	68,800,584,292,391	0.22	9.86

SECTORED INDICES	CLOSE	PREVIOUS	TODAY'S % Δ
NGX BANKING	5,196.46	5,191.20	0.10
NGX INSURANCE	672.96	665.67	1.10
NGX CONSUMER GOODS	7,590.86	7,610.28	-0.26
NGX OIL/GAS	3,153.67	3,137.32	0.52
NGX IND	7,872.03	7,842.99	0.37
NGX COMMODITY	10,579.86	10,364.29	2.08

The local bourse closed the week on a positive note, as the All-Share Index (ASI) rose by 0.22% to 109,701.14 points. Market capitalization also increased by ₦153 billion, settling at ₦68.95 trillion—reflecting renewed investor confidence. Sectoral performance was largely upbeat: the Commodity sector led with a 2.08% gain, followed by Insurance (+1.10%), Oil & Gas (+0.52%), Industrial Goods (+0.37%), and Banking (+0.10%). However, the Consumer Goods sector declined by 0.26%. Market breadth remained strong, with 36 gainers outpacing 21 losers, underscoring bullish sentiment. CHAMPION, NNFM, TRANEX, HONEYWELL, and BETAGLASS topped the gainers' chart, while INTENEGINS, MULTIVERSE, TIP, UPL, and REGALINS led the laggards. Trading activity was mixed: although volume and value declined by 40.11% and 37.67% respectively, the number of deals increased by 12.22%. Overall, 427.83 million shares valued at ₦8.53 billion were traded across 16,338 deals.

Money Market

In the Nigerian money market, the Nigerian Interbank Offered Rate (NIBOR) declined across all tenors, reflecting enhanced liquidity conditions within the banking system. Similarly, key money market indicators trended downward, with the Open Repo Rate falling by 35 basis points to 26.50%, and the Overnight Lending Rate dropping by 44 basis points to 26.96%.

The Nigerian Interbank Treasury Bills True Yield (NITTY) rose across all maturities, while the average T-bill yield increased by 0.02% to 20.94%, driven by selling pressure.

Bond Market

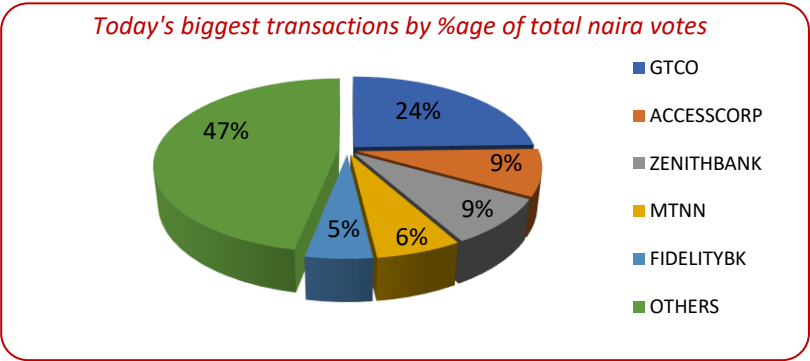
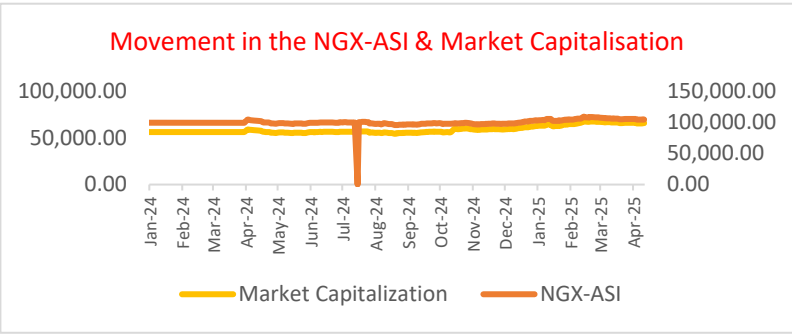
Strong investor sentiment in the secondary market for FGN bonds resulted in a slight 0.02% decline in average yields, bringing them to 19.03%.

Investor demand has notably influenced Nigeria's sovereign Eurobond market, generating bullish momentum across the long, medium, and short segments of the yield curve. This impact was especially evident in the Sep-2028 and Mar-2029 Eurobonds, which were instrumental in pushing yields lower throughout the market. As a result, the average yield declined by 0.19%, reaching 9.79%.

Foreign Exchange Market

In the foreign exchange market, the Naira depreciated by 0.17% in the official window, closing at ₦1,598.72 per dollar. Similarly, the Naira ended the day at ₦1,620 per dollar in the parallel market.

Source: FMDQ, CBN, NGX, S&P Dow Jones, Cowry Research





# Cowry Daily Market Insight 16 May 2025

MPR: 27.50%  
Apr'25 Inflation Rate: 23.71%  
Q4 2024 Real GDP: 3.84%

TENOR	NIBOR as @ 16/05/2025	NIBOR as @ 15/04/2025	PPT
Overnight	26.8333	27.1250	-0.29
1 Month	27.4667	27.4750	-0.01
3 Months	28.0167	28.0333	-0.02
6 Months	28.5250	28.5500	-0.03

Source: FMDQ

TENOR	NITTY as @ 16/05/2025	NITTY as @ 15/04/2025	PPT
1Month	18.0718	18.0318	0.04
3 Months	19.3369	18.9492	0.39
6 Months	20.5305	20.3956	0.13
12 Months	23.9529	22.6925	1.26

Source: FMDQ

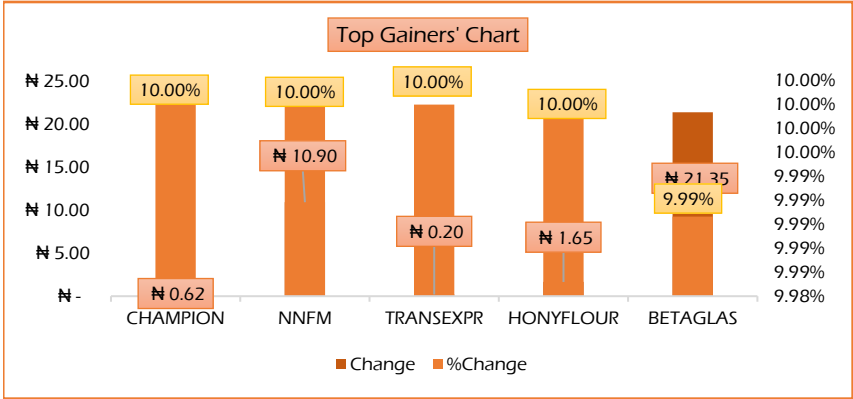
Bond Name	Maturity (Years)	Bid Price	Daily Δ	Offer yield	Yield YTD PPT Δ
16.29% FGN MAR 2027	10	94.91	0.00	19.67%	0.066
12.50% FGN MAR 2035	15	71.25	0.00	19.06%	0.041
16.25% FGN APR 2037	20	89.05	0.85	18.55%	0.031
12.98% FGN MAR 2050	30	77.49	0.00	16.83%	0.007

Source: FMDQ

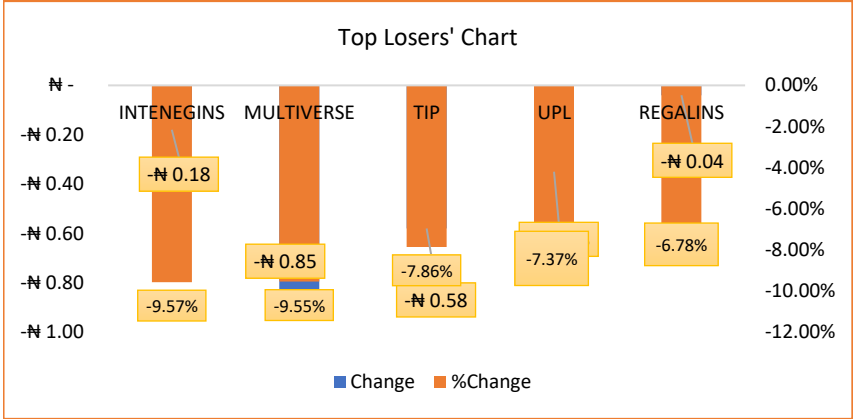
Eurobond Name	Maturity (Years)	Bid Price	Daily Δ	Offer Yield	Yield YTD PPT Δ
6.50 NOV 28, 2027	10	95.56	0.38	8.49%	-0.001
7.69% FEB 23, 2038	20	80.56	1.12	10.49%	0.002
7.62% NOV 28, 2047	30	74.69	1.19	10.60%	0.002

Source: FMDQ

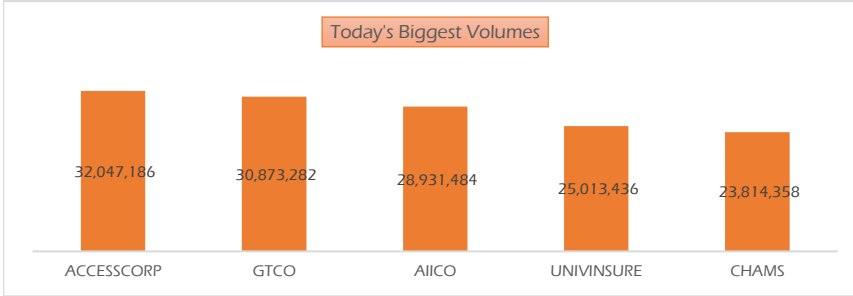
USD/NGN Exchange Rate	16/05/2024	Previous	Daily %
I&E FX	₦1,598.72	₦1,596.00	0.17%
Parallel	₦1,620	₦1,620	0.00%



Source: NGX



Source: NGX



Source: NGX

## Top 5 Advancers



+10.00%



+10.00%



+10.00%



+10.00%



+9.99%

## Top 5 Decliners



9.57%



-9.55%



-7.86%



-7.37%



-6.78%

## Top 5 Trades by Value



N2.09 billion



N739 million



N735 million



N537 million



N420 million

## Top 5 Trades by Volume



32.05million units



30.87 million units



28.93 million units



25.01 million units



23.81 million units



# Cowry Daily Market Insight 16 May 2025

MPR: 27.50%  
Apr'25 Inflation Rate: 23.71%  
Q4 2024 Real GDP: 3.84%

Corporate Bond Issuer	Description	Issue Date	Maturity Date	Coupon (%)	Yield (%)	Daily Δ
UNITED CAPITAL PLC	12.50 UNICAP I 28-MAY-2025	28-May-20	28-May-25	12.50	21.65	-0.03
PARTHIAN PARTNERS FUNDING SPV PLC	13.50 PAPF SPV I 27-Jul-2025	27-Jul-22	27-Jul-25	13.50	21.26	0.06
UNION BANK OF NIGERIA PLC	15.75 UNION II 3-SEP-2025	07-Sep-18	03-Sep-25	15.75	20.88	0.06
STERLING INV. MGT. PLC	16.25 STERLING INV. II 6-OCT-2025	05-Oct-18	06-Oct-25	16.25	23.63	0.03
WEMA FUNDING SPV PLC	16.50 WEMA FUNDING SPV II 12-OCT-2025	12-Oct-18	12-Oct-25	16.50	23.76	0.03
CORONATION MB FUNDING SPV PLC	6.25 CORO MB SPV I 30-NOV-2025	30-Nov-20	30-Nov-25	6.25	23.00	-0.01
FLOUR MILLS OF NIGERIA PLC	5.50 FLOURMILLS IV A 15-DEC-2025	14-Dec-20	15-Dec-25	5.50	21.78	-0.01
*CARDINALSTONE FINANCING SPV PLC	7.00 CARDINAL SPV I 30-DEC-2025	30-Dec-20	30-Dec-25	7.00	20.85	0.04
FSDH FUNDING SPV PLC	8.50 FSDH SPV PLC IA 16-FEB-2026	16-Feb-21	16-Feb-26	8.50	22.52	-0.02
FSDH FUNDING SPV PLC	8.00 FSDH SPV PLC IB 16-FEB-2026	16-Feb-21	16-Feb-26	8.00	22.52	-0.02
*MECURE INDUSTRIES FUNDING SPV PLC	13.00 MECURE SPV PLC I 31-MAR-2026	31-Mar-21	31-Mar-26	13.00	23.95	-0.01
*FLOUR MILLS OF NIGERIA PLC	14.5 FLOURMILLS I 9-MAY-2026	09-May-23	09-May-26	14.50	22.99	-0.02
DANGOTE CEMENT PLC	12.50 DANGCEM IB 30-MAY-2026	26-May-21	30-May-26	12.50	23.48	-0.01
ACCESS BANK PLC	15.50 ACCESS BANK 23-JUL-2026	23-Jul-19	23-Jul-26	15.50	24.19	-0.01
MTN NIGERIA COMMUNICATIONS PLC	13.50 MTNN IA 30-SEP-2026	30-Sep-22	30-Sep-26	13.50	22.30	0.00
SUNDRY FOODS FUNDING SPV PLC	13.50 SUNDRY SPV PLC I 15-DEC-2026	15-Dec-21	15-Dec-26	13.50	23.34	-0.02
EAT & GO FINANCE SPV PLC	14.25 EAT & GO FINANCE SPV 17-DEC-2026	17-Dec-19	17-Dec-26	14.25	24.65	-0.02
DANGOTE CEMENT PLC	11.85 DANGCEM IIA 30-APR-2027	27-Apr-22	30-Apr-27	11.85	20.33	0.01
AXXELA FUNDING 1 PLC	14.30 AXXELA I 20-MAY-2027	20-May-20	20-May-27	14.30	25.10	-0.01
ACCELEREX SPV PLC	14.00 ACSP I 15-JUN-2027	15-Jun-22	15-Jun-27	14.00	24.71	0.00
NOVAMBL INVESTMENTS SPV PLC	12.00 NOVAMBL SPV I 23-JUL-2027	23-Jul-20	23-Jul-27	12.00	23.18	0.00
UNITED CAPITAL PLC	15.00 UNICAP II 14-SEP-2027	14-Sep-22	14-Sep-27	15.00	21.20	0.00
*NMRC	7.20 NMRC III 2-NOV-2027	02-Nov-20	02-Nov-27	7.20	24.93	0.00
VIATHAN FUNDING PLC	16.00 VIATHAN (GTD) 14-DEC-2027	15-Dec-17	14-Dec-27	16.00	22.05	0.00
FLOUR MILLS OF NIGERIA PLC	6.25 FLOURMILLS IV B 14-DEC-2027	14-Dec-20	14-Dec-27	6.25	20.85	20.85
BUA CEMENT PLC	7.50 BUACEM I 30-DEC-2027	30-Dec-20	30-Dec-27	7.50	22.30	22.30
*ARADEL HOLDINGS PLC	17.00 ARAD I 13-JAN-2028	13-Jan-23	13-Jan-28	17.00	21.76	21.76

[www.cowryasset.com](http://www.cowryasset.com)

This report is produced by the Research Desk, Cowry Asset Management Limited (COWRY) as a guideline for Clients that intend to invest in securities on the basis of their own investment decision without relying completely on the information contained herein. The opinion contained herein is for information purposes only and does not constitute any offer or solicitation to enter into any trading transaction. While care has been taken in preparing this document, no responsibility or liability whatsoever is accepted by any member of COWRY for errors, omission of facts, and any direct or consequential loss arising from the use of this report or its contents.



# Cowry Daily Market Insight 16 May 2025

MPR: 27.50%  
Apr'25 Inflation Rate: 23.71%  
Q4 2024 Real GDP: 3.84%

MTN NIGERIA COMMUNICATIONS PLC	13.00 MTN COM PLC I 5-MAY-2028	05-May-21	05-May-28	13.00	20.22	20.22
DANGOTE CEMENT PLC	13.50 DANGCEM IC 30-MAY-2028	26-May-21	30-May-28	13.50	20.02	20.02
C&I LEASING PLC	15.50 C&I LEASING II 3-JUN-2028	03-Jun-21	03-Jun-28	15.50	22.81	22.81
CERPAC RECEIVABLES FUNDING SPV PLC	14.50 CERPAC-SPV III 15-JUL-2028	10-Sep-21	15-Jul-28	14.50	23.11	23.11
SUNDRY FOODS FUNDING SPV PLC	16.00 SUNDRY SPV PLC II 23-OCT-2028	23-Oct-23	23-Oct-28	16.00	20.33	20.33
ARDOVA PLC	13.30 ARDOVA PLC IA 12-NOV-2028	12-Nov-21	12-Nov-28	13.30	20.70	20.70
EAT & GO FINANCE SPV PLC	13.25 EAT & GO FINANCE SPV 8-MAR-2029	08-Mar-22	08-Mar-29	13.25	22.31	22.31
PRESCO PLC	12.85 PRESCO PLC 5-APR-2029	05-Apr-22	05-Apr-29	12.85	21.10	21.10
DANGOTE CEMENT PLC	12.35 DANGCEM IIB 30-APR-2029	27-Apr-22	30-Apr-29	12.35	20.59	20.59
*FLOUR MILLS OF NIGERIA PLC	22.00 FLOURMILLS II 30-MAY-2029	30-May-24	30-May-29	22.00	22.37	22.37
UNION BANK OF NIGERIA PLC	16.20 UNION III 27-JUN-2029	27-Jun-19	27-Jun-29	16.20	22.87	22.87
DANGOTE INDUSTRIES FUNDING PLC	12.75 DANGIFP IA 19-JUL-2029	19-Jul-22	19-Jul-29	12.75	21.38	21.38
GEREGU POWER PLC	14.50 GERP I 28-JUL-2029	28-Jul-22	28-Jul-29	14.50	22.10	22.10
*NMRC	14.90 NMRC I 29-JUL-2030	29-Jul-15	29-Jul-30	14.90	20.00	20.00
TSL SPV PLC	10.00 TSL SPV I (GTD) 6-OCT-2030	06-Oct-20	06-Oct-30	10.00	21.75	21.75
FBNQ MB FUNDING SPV PLC	6.25 FBNQ MB SPV II 16-DEC-2030	16-Dec-20	16-Dec-30	6.25	20.82	20.82
FIDELITY BANK PLC	8.50 FIDELITY I 7-JAN-2031	07-Jan-21	07-Jan-31	8.50	20.80	20.80
EAT & GO FINANCE SPV PLC	18.00 EGFS 22-FEB-2031	22-Feb-24	22-Feb-31	18.00	21.99	21.99
UAC OF NIGERIA PLC	21.50 UAC PLC I 14-OCT-2031	14-Oct-24	14-Oct-31	21.50	22.58	22.58
PRIMERO BRT SECURITISATION SPV PLC	17.00 PRIMERO BRT-SPV 27-OCT-2031	24-May-19	27-Oct-31	17.00	21.86	21.86
MTN NIGERIA COMMUNICATIONS PLC	12.75 MTN COM PLC II 4-NOV-2031	04-Nov-21	04-Nov-31	12.75	20.84	20.84
ARDOVA PLC	13.65 ARDOVA PLC IB 12-NOV-2031	12-Nov-21	12-Nov-31	13.65	20.98	20.98
GPC-SPV COMPANY PLC	13.00 GPC SPV PLC (GTD) 23-NOV-2031	23-Nov-21	23-Nov-31	13.00	20.38	20.38
PAT DIGITAL INFRA FUND SPV PLC	13.25 PAT SPV PLC (GTD) 2-FEB-2032	02-Feb-22	02-Feb-32	13.25	20.75	20.75
DANGOTE CEMENT PLC	13.00 DANGCEM IIC 30-APR-2032	27-Apr-22	30-Apr-32	13.00	20.09	20.09
DANGOTE INDUSTRIES FUNDING PLC	13.50 DANGIFP IB 19-JUL-2032	19-Jul-22	19-Jul-32	13.50	20.33	20.33
MTN NIGERIA COMMUNICATIONS PLC	14.50 MTNN IB 30-SEP-2032	30-Sep-22	30-Sep-32	14.50	19.70	19.70
DANGOTE INDUSTRIES FUNDING PLC	16.75 DANGIFP II 5-DEC-2032	05-Dec-22	05-Dec-32	16.75	20.78	20.78
*NMRC	13.80 NMRC II 15-MAR-2033	21-May-18	15-Mar-33	13.80	20.68	20.68
AXXELA FUNDING 1 PLC	21.00 AXXELA I 12-APR-2034	12-Apr-24	12-Apr-34	21.00	29.76	29.76

[www.cowryasset.com](http://www.cowryasset.com)

This report is produced by the Research Desk, Cowry Asset Management Limited (COWRY) as a guideline for Clients that intend to invest in securities on the basis of their own investment decision without relying completely on the information contained herein. The opinion contained herein is for information purposes only and does not constitute any offer or solicitation to enter into any trading transaction. While care has been taken in preparing this document, no responsibility or liability whatsoever is accepted by any member of COWRY for errors, omission of facts, and any direct or consequential loss arising from the use of this report or its contents.



# Cowry Daily Market Insight 16 May 2025

MPR: 27.50%  
Apr'25 Inflation Rate: 23.71%  
Q4 2024 Real GDP: 3.84%

GEL UTILITY FUNDING SPV PLC	15.15 GEL UTILITY-SPV (GTD) 28-AUG-2034	28-Aug-19	28-Aug-34	15.15	21.31	21.31
DANGOTE CEMENT PLC	23.50 DANGCEM I 30-DEC-2034	30-Dec-34	30-Dec-34	23.50	24.08	24.08